



A
A
A
A
A

| 2012

EMO

2012

A A A A A
V - A A V

A | N. A. ... D. ... A. ... C. ...

C C S S M P

1. M I
2. B
3. C I I
4. M
5. I
6. A
7. L
8. L I I

A A

T

 "
 T

 " ; "
 M M (M.K.NO.1). T
 " (M.K.NO.1). T

 (M.K.NO.1), NO
 N T

 (M.K.NO.1). T
 C C S
 S M (CCSSM)
 NAD CCSSM
 " I CCSSM.

2012

A



A

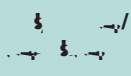


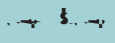

A

A

P

A



A			A !/ A A A
4		<p>4. .1 Solve problems involving measurement (time, volume, mass, money, simple fractions, decimals, distance) (4.MD.2)</p> <p>4. .2 Convert measurement from a larger unit to a smaller unit (km, m, cm; kg, g; lb, oz; L, mL; hr, min, sec) (4.MD.1)</p> <p>4. .3 Apply area and perimeter formulas (4.MD.3)</p> <p>4. .4 Read a Fahrenheit and Celsius thermometer knowing the significance of 32°F, 212°F, 0°C, and 100°C</p>	<p>n 9.5, 12.7, 12.9, 12.10</p> <p>n 12.1, 12.2, 12.3, 12.4, 12.6, 12.7, 12.8, 12.11</p> <p>n 13.1, 13.2, 13.3, 13.4, 13.5</p>
		<p>4. .5 Recognize angles as geometric shapes that are formed wherever two rays share a common end point; understand concepts of angle measurement and measure angles in whole-number degrees (4.MD.5,6,7)</p>	<p>n 11.1, 11.2, 11.3, 11.4, 11.5</p>
		<p>4. .6 Know how to count up to make change</p>	
5		<p>5. .1 Convert like units within a given measurement system (e.g., cm to m, m to cm) (5.MD.1)</p>	<p>n 10.1, 10.2, 10.3, 10.4, 10.5, 10.6, 10.7</p>
		<p>5. .2 Understand concepts of volume measurement in cubic measure (cm³, in³, ft³) and apply to</p>	

A			A !/ A A A
<p>35 → C → E → N → ...</p>			E E